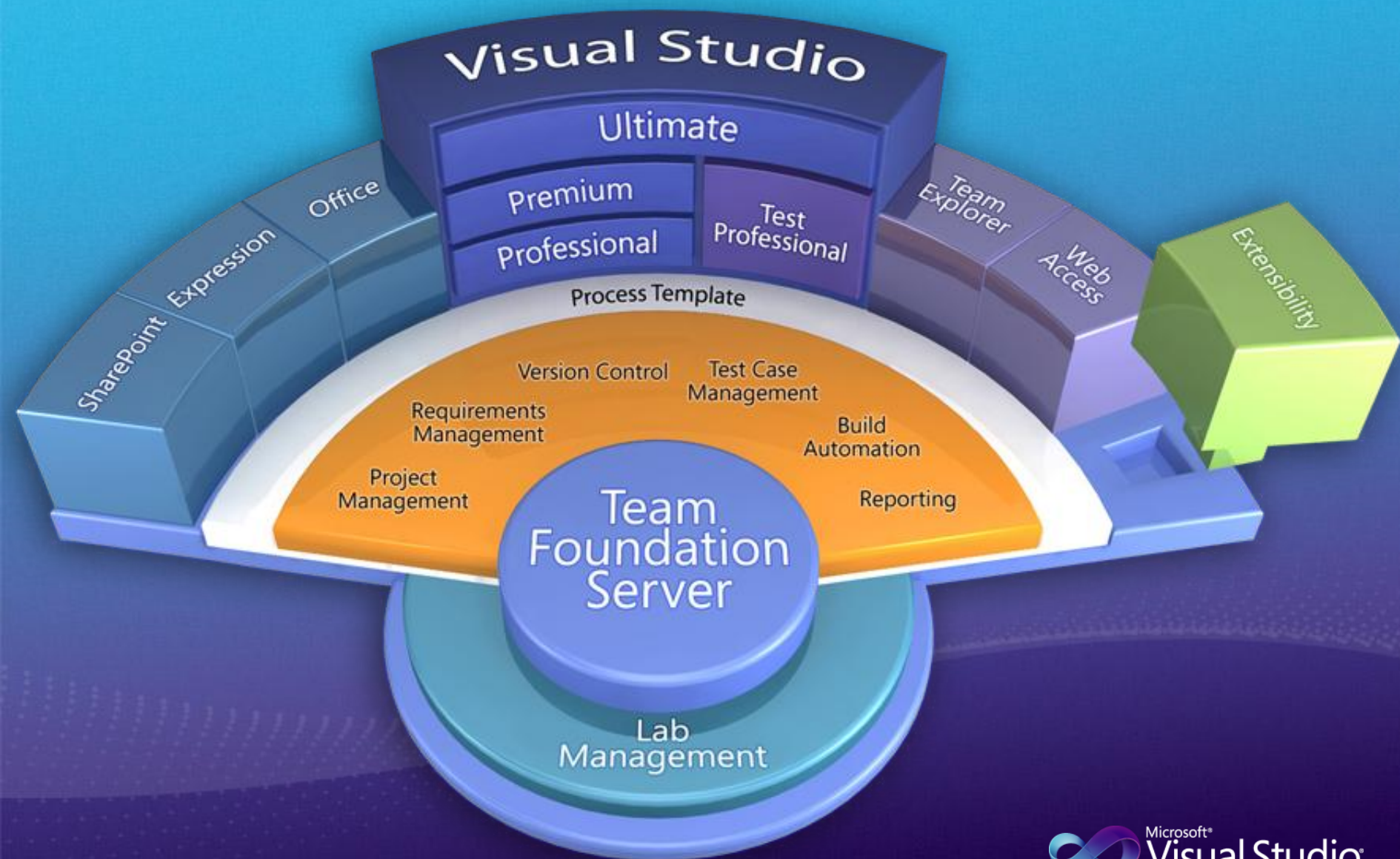


Agile Software Delivery – vom Product Backlog bis zum virtuellen Test Lab

Artur Niesporek
Technologieberater Visual Studio ALM

Integrierte ALM Plattform



Vom Backlog zum auslieferbaren Inkrement



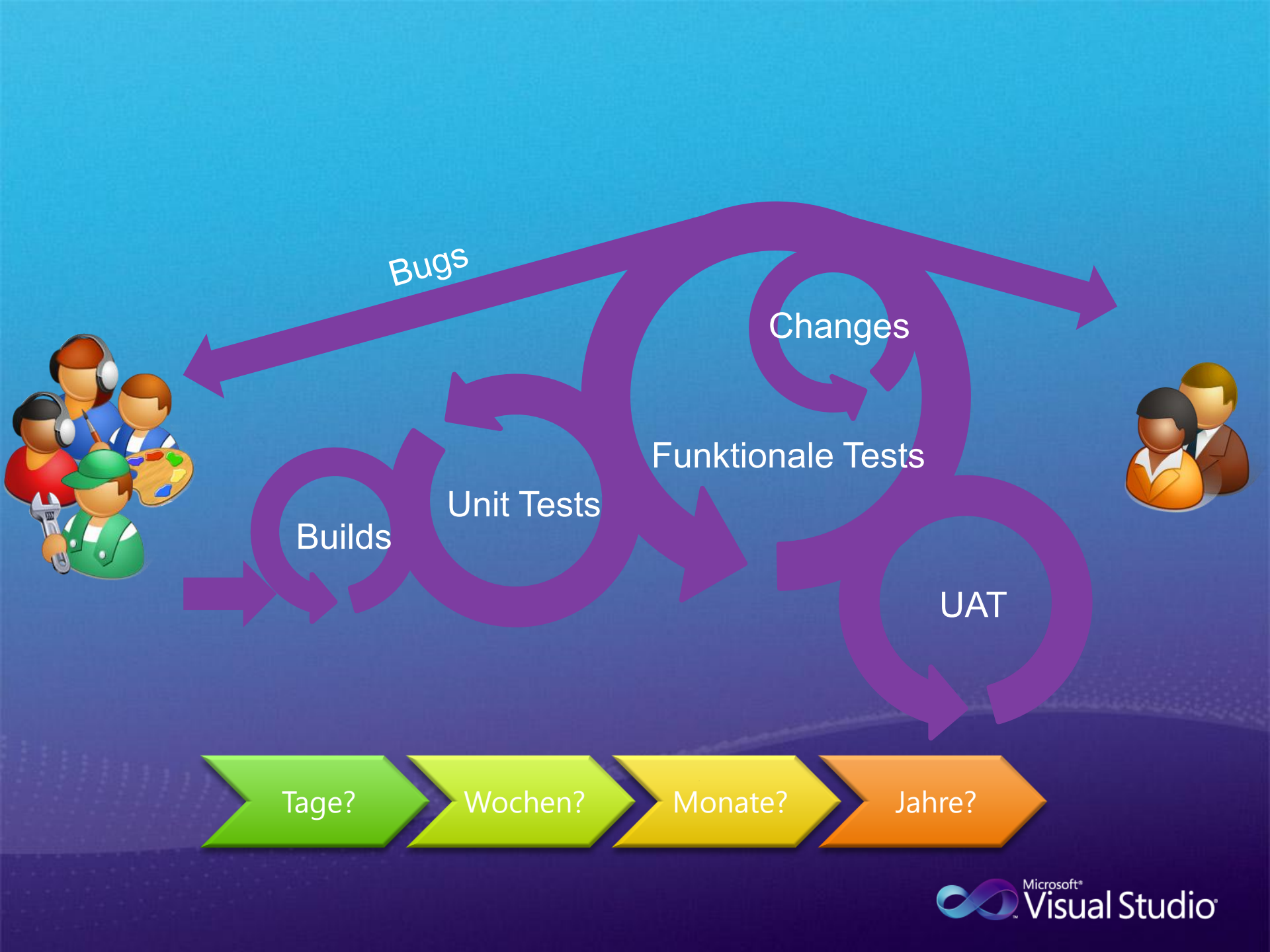
Developer
checkt neues
Feature ein

Release Pipeline

Feature



Kunde
nutzt das
Feature



Bugs

Changes

Funktionale Tests

Unit Tests

Builds

UAT

Tage?

Wochen?

Monate?

Jahre?

Kontinuierliche Software Delivery

Prozess

+

Tool-
unterstützung

Ein automatisierter und reproduzierbarer Prozess um Software auf einem konsistentem Qualitätsniveau auszuliefern



Kontinuierliche Software Delivery ermöglichen

1

Alle Artefakte in
Source Control

2

Automatisierte
Builds
Daily/ Nightly Build

3

Automatisiertes
Deployment

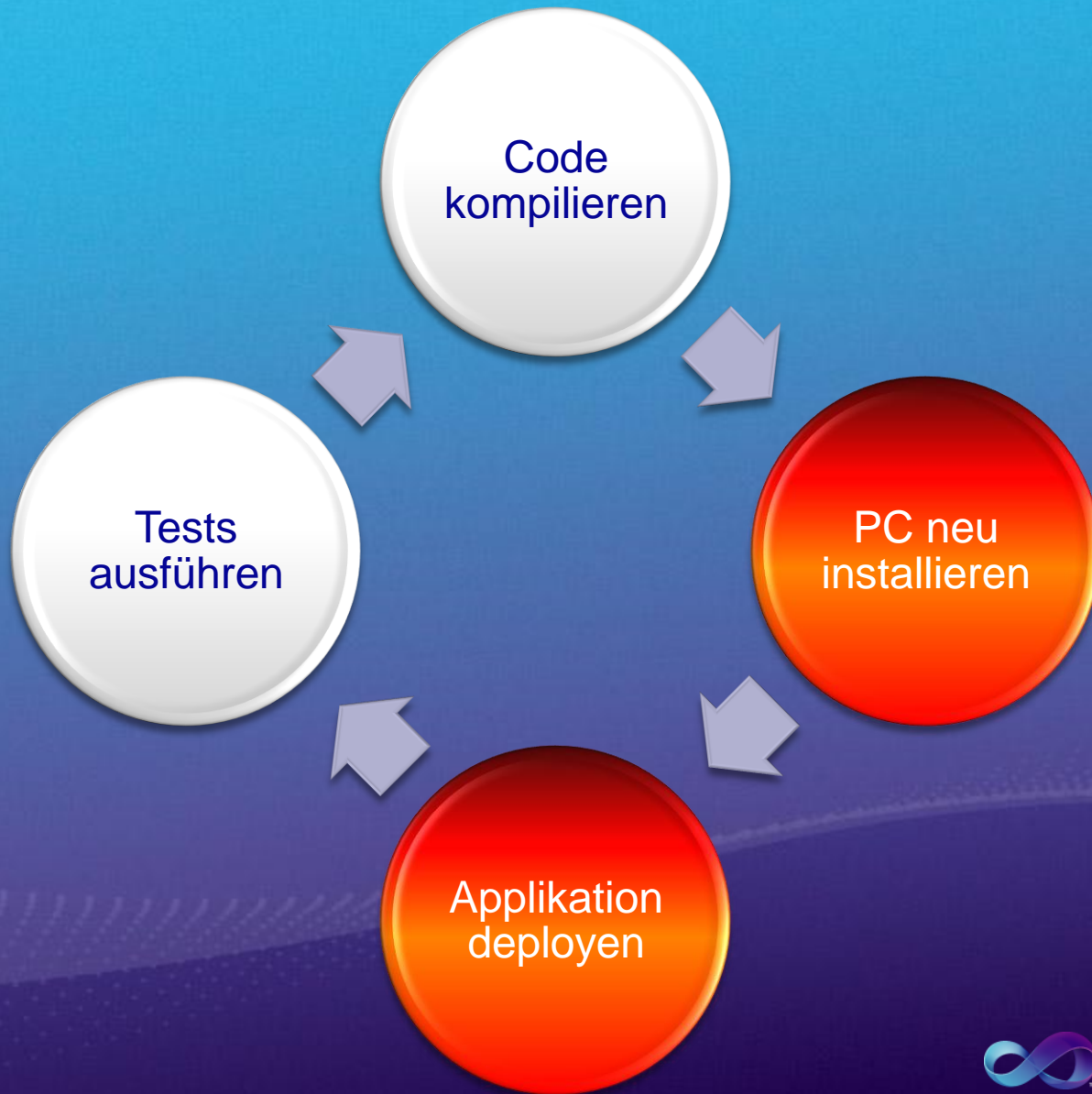
4

Deployment auf
produktions-
ähnlichen
Umgebungen

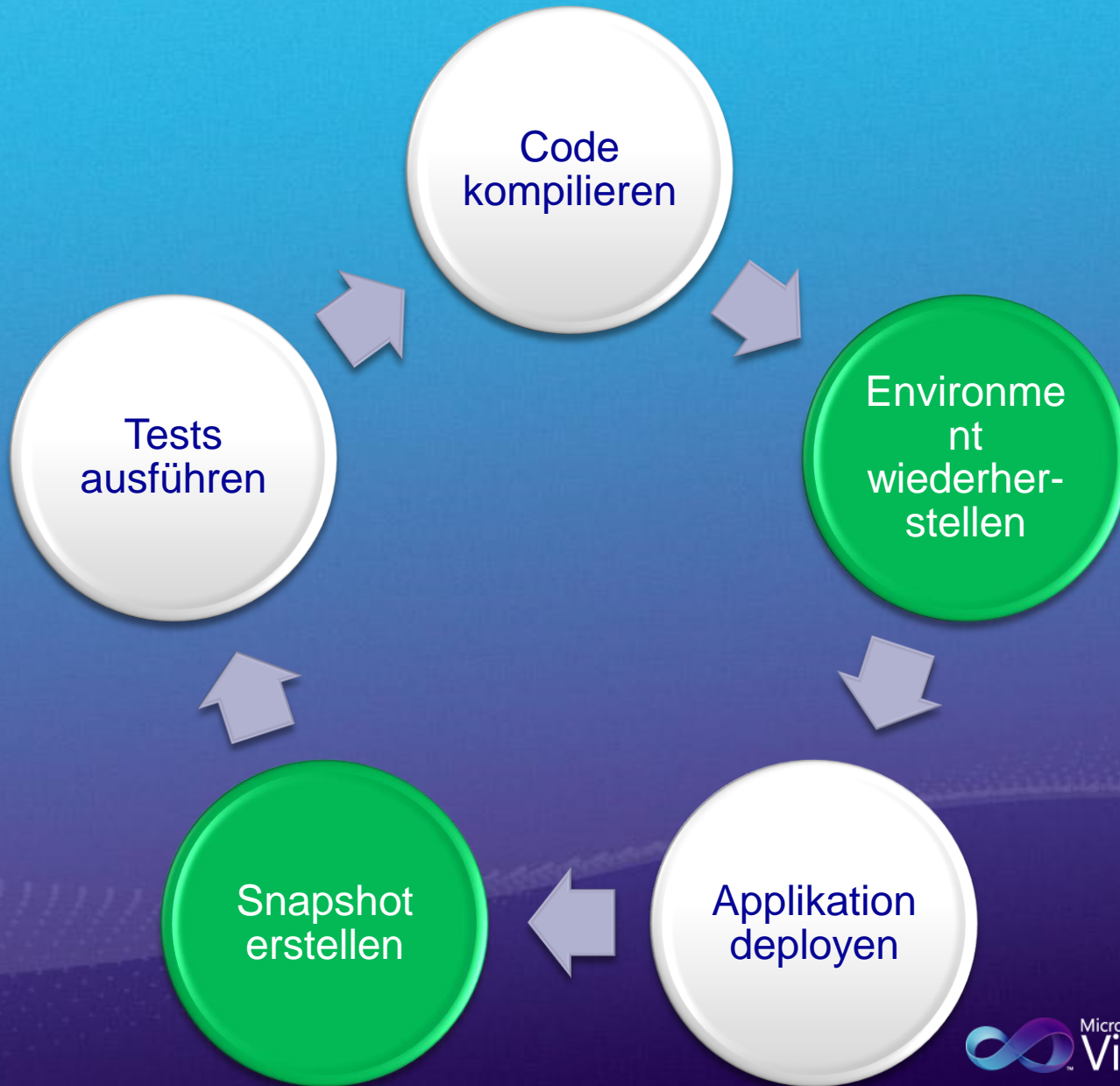
5

Automatisierte
Tests
Unit, Funktional,
Akzeptanz...

Traditioneller Build Workflow



Lab Management Build Workflow



demo



demo

Dashboards helfen den Überblick zu behalten

Stories Overview

Helps you track how far each user story has been implemented. Shows each story's actual number of hours of work remaining and completed, its acceptance test results, and the number of bugs that are linked to each story.

Related Reports

- [Bug Status](#)
- [Status on All Iterations](#)
- [Stories Progress](#)
- [Test Case Readiness](#)
- [Test Plan Progress](#)

■ Completed
■ Remaining

■ Passed
■ Failed
■ Not Run
■ Active
■ Resolved

Title	Work Progress		Test Status			
	% Hours Completed	Hours Remaining	Tests	Test Results		Bugs
<input type="checkbox"/> As a new customer, I want to order a meal.	80 %	6634	3	33 %	55 %	1 2
As a customer, I want to track my order history.	79 %	14053	0			6
Enable selection based on strength, intelligence, etc	19 %	144	2	48 %	52 %	1 2
As a returning customer, I want to order one of the meals that I've recently ordered.	78 %	17	2	48 %	52 %	
As a new customer, I want to choose a meal from a specific provider.	80 %	42	0			
<input type="checkbox"/> As a customer, I want to save orders.	80 %	9432	0			
As an event planner, I want to let participants in my event choose meals from DinnerNow.	17 %	298	2	33 %	53 %	
As an event planner, I want to filter the menu to meet my constraints so that I can control the cost of the meals or so that I can offer only meals that are appropriate for the event.	40 %	126	0			
Gold member can search for villains	79 %	724	2	33 %	53 %	1
As a returning customer, I want to be able to override my default location so that I can order from DinnerNow when I'm on the road.	35 %	110	0			
As a delivery provider, I want orders to be submitted to my business at least 45 minutes before we pick the order up from the provider so that we can optimize the delivery.		28	0			
As a delivery provider, I want to provide a premium just-in-time service so that customers can decide at the last minute to order from DinnerNow.		0	0			
As a delivery provider, I want DinnerNow orders submitted to my dispatch system so that the cost of handling DinnerNow orders is minimized.		0	0			

Team Foundation Server 2010

This Site: Team Foundation Se

Home

Site Actions

Team Foundation Server 2010 > Dashboards > Build

Build

View All Site Content

Team Web Access

Dashboards

- Burndown
- Quality
- Bugs
- Test
- Build
- My Dashboard

Excel Reports

Reports

Documents

- Team Wiki
- Shared Documents
- Samples and Templates

Lists

- Calendar

Process Guidance

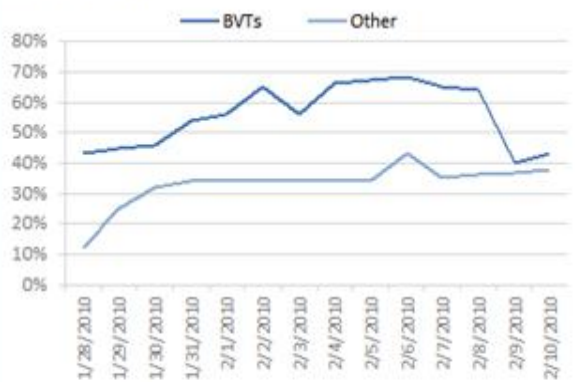
Recycle Bin

Portals | New Work Item | New Excel Report | Copy Dashboard

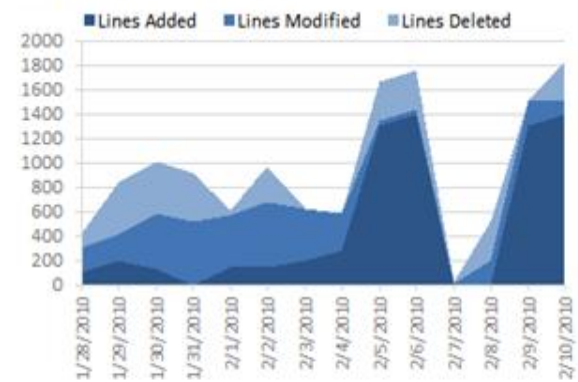
Work Item # Go!

The Build dashboard helps you monitor and measure how builds are progressing. For information on how to use this dashboard see the Build Dashboard topic (<http://go.microsoft.com/fwlink/?linkid=145655>).

Code Coverage



Code Churn (lines of code)



Important Dates

There are currently no upcoming events. To add a new event, click "Add new event" below.

Add new event

Project Work Items

- 46 Bug**
 - 29 Active
 - 8 Closed
 - 9 Resolved
- 30 Task**
 - 29 Active
 - 1 Closed
- 3 Test Case**
 - 2 Design
 - 1 Ready
- 23 User Story**
 - 23 Active

Recent Builds

Name	Build definition	Build Quality	Date Completed
MTLM Gated (Lab26VSTS)_20091013.1	MTLM Gated (La...	today	Oct 14 12:34 AM
TFS Gated (Lab26VSTS)_20091013.24	TFS Gated (Lab2...	yesterday	Oct 13 8:51 PM
TFS Gated (Lab26VSTS)_20091013.23	TFS Gated (Lab2...	yesterday	Oct 13 7:17 PM
TFS Gated (Lab26VSTS)_20091013.22	TFS Gated (Lab2...	yesterday	Oct 13 6:56 PM
292	MTLM Gated (La...	yesterday	Oct 13 6:37 PM
TFS Gated (Lab26VSTS)_20091013.21	TFS Gated (Lab2...	yesterday	Oct 13 5:43 PM
TFS Gated (Lab26VSTS)_20091013.20	TFS Gated (Lab2...	yesterday	Oct 13 5:00 PM
TFS Gated (Lab26VSTS)_20091013.19	TFS Gated (Lab2...	yesterday	Oct 13 4:43 PM
TFS Gated (Lab26VSTS)_20091013.18	TFS Gated (Lab2...	yesterday	Oct 13 2:29 PM
TFS Gated (Lab26VSTS)_20091013.17	TFS Gated (Lab2...	yesterday	Oct 13 2:13 PM

Recent Checkins

Id	Comment
7	Check-in the Lab default template
6	Checking in new Team Foundation B...
5	Created team project folder \$/Agle4...

Team Foundation Server 2010

This Site: Team Foundation Se

Home

Site Actions

Team Foundation Server 2010 > Dashboards > Quality

Quality

View All Site Content

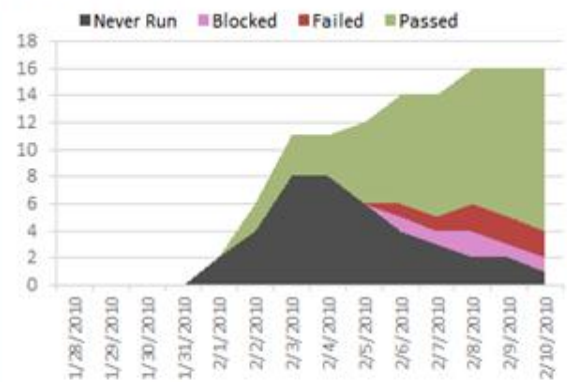
Portals | New Work Item | New Excel Report | Copy Dashboard

Work Item # Go!

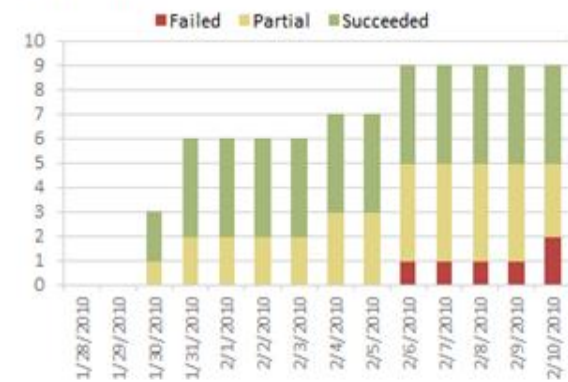
The Quality dashboard brings together metrics from across your project to ensure that quality is being achieved in all areas. For information on how to use this dashboard see the [Quality Dashboard](http://go.microsoft.com/fwlink/?linkid=160795) topic (http://go.microsoft.com/fwlink/?linkid=160795).

- Team Web Access
- Dashboards
 - Burndown
 - Quality
 - Bugs
 - Test
 - Build
 - My Dashboard
- Excel Reports
- Reports
- Documents
 - Team Wiki
 - Shared Documents
 - Samples and Templates
- Lists
 - Calendar
- Process Guidance
 - Recycle Bin

Test Plan Progress



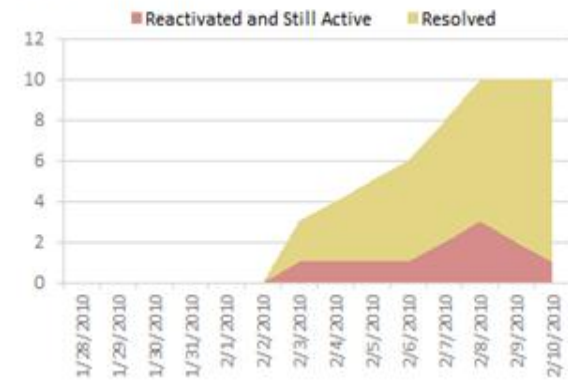
Build Status



Bug Progress



Bug Reactivations



Code Coverage



Code Churn (lines of code)



Important Dates

There are currently no upcoming events. To add a new event, click "Add new event" below.

Add new event

Project Work Items

- 23 Bug
 - 14 Active
 - 9 Resolved
- 23 Task
 - 23 Active
- 3 User Story
 - 3 Active

Recent Checkins

Id	Comment	Date
7	Check-in the Lab de...	old Aug 27...
6	Checking in new Te...	old Aug 27...
5	Created team proje...	old Aug 27...

Team Foundation Server 2010

Home

Site Actions

Team Foundation Server 2010 > Dashboards > Bugs

Bugs

View All Site Content

Portals | New Work Item | New Excel Report | Copy Dashboard

Work Item # Go!

The Bugs dashboard gives you an overview of the team's progress toward finding and fixing bugs. For information on how to use this dashboard see the Bug Dashboard topic (<http://go.microsoft.com/fwlink/?linkid=145650>).

- Team Web Access
- Dashboards
 - Burndown
 - Quality
 - Bugs
 - Test
 - Build
 - My Dashboard
- Excel Reports
- Reports
- Documents
 - Team Wiki
 - Shared Documents
 - Samples and Templates
- Lists
 - Calendar
- Process Guidance
 - Recycle Bin

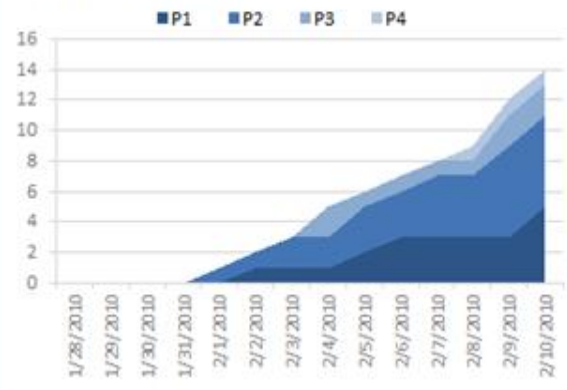
Bug Progress



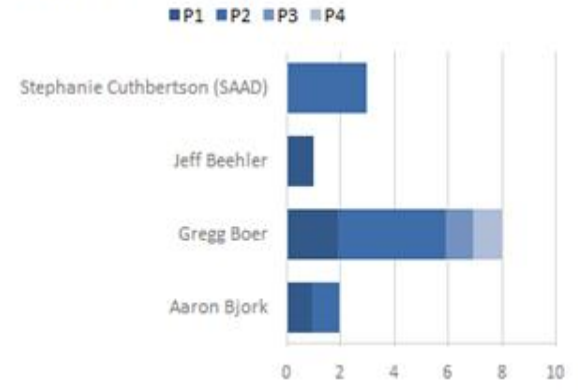
7-Day Bug Trend Rates



Active Bugs by Priority



Active Bugs by Assignment



Important Dates

There are currently no upcoming events. To add a new event, click "Add new event" below.

Add new event

Project Work Items

- 23 Bug
 - 14 Active
 - 9 Resolved
- 23 Task
 - 23 Active
- 3 User Story
 - 3 Active

Recent Checkins

Id	Comment
7	Check-in the Lab default template
6	Checking in new Team Foundation B...
5	Created team project folder \$/Agle4...

Active Bugs



Team Foundation Server 2010

This Site: Team Foundation Se

Home

Site Actions

Team Foundation Server 2010 > Dashboards > Burndown

Burndown

View All Site Content

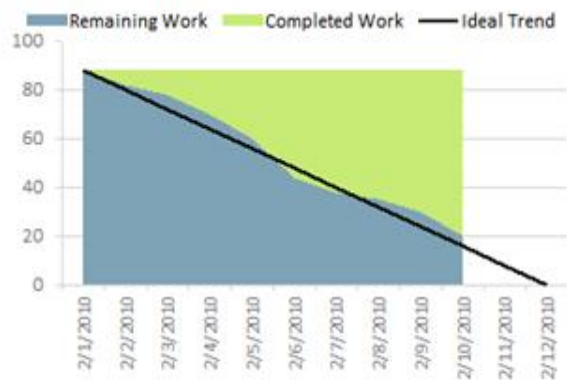
Portals | New Work Item | New Excel Report | Copy Dashboard

Work Item # Go!

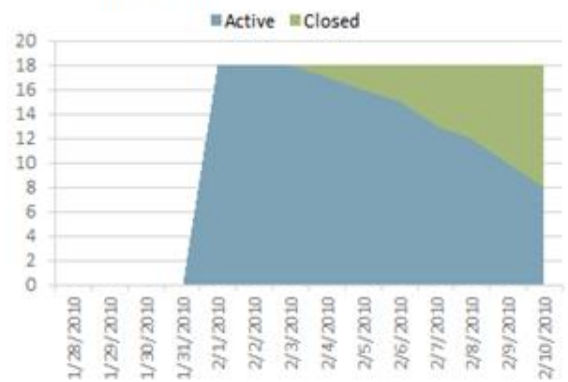
The Burndown dashboard displays critical information to help you track progress toward completing an iteration. For information on how to use this dashboard see the Burndown Dashboard topic (<http://go.microsoft.com/fwlink/?linkid=145649>).

- Team Web Access
- Dashboards
 - Burndown
 - Quality
 - Bugs
 - Test
 - Build
 - My Dashboard
- Excel Reports
- Reports
- Documents
 - Team Wiki
 - Shared Documents
 - Samples and Templates
- Lists
 - Calendar
- Process Guidance
 - Recycle Bin

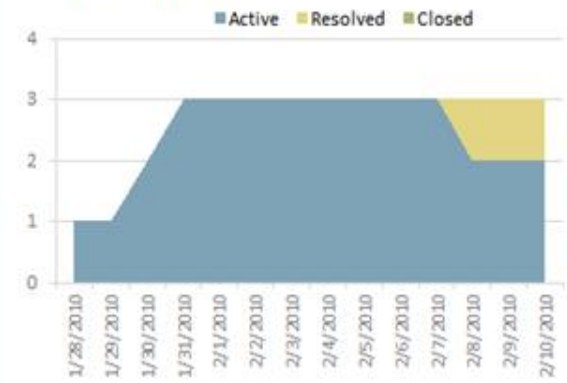
Task Burndown (hours)



Task Progress (count)



User Story Progress (count)



7-Day Issue Trend Rates



Important Dates

There are currently no upcoming events. To add a new event, click "Add new event" below.

Add new event

Project Work Items

- 23 Bug
 - 14 Active
 - 9 Resolved
- 23 Task
 - 23 Active
- 3 User Story
 - 3 Active

Recent Checkins

Id	Comment
7	Check-in the Lab default template
6	Checking in new Team Foundation B...
5	Created team project folder \$/Agle4...

Open Issues



Fragen?

Weitere Informationen

- [Test and Lab Management Team Blog](#)
- [How-Do-I Videos](#)
- [Lab Management Test VHD](#)
- Getting started series
 - [Teil 1](#), [Teil 2](#), [Teil 3](#), [Teil 4](#)
- [VM Prep tool](#)
- [Lab Management Datenblatt](#)
- [Lab management product page](#)
- [Running Build-Deploy-Test Workflow on physical environments](#)

Kontakt

blog: <http://blogs.msdn.com/arturn>

mailto: arturn@microsoft.com

Microsoft[®]

© 2010 Microsoft Corporation. All rights reserved. Microsoft, Visual Studio, the Visual Studio logo, and [list other trademarks referenced] are trademarks of the Microsoft group of companies.

The information herein is for informational purposes only and represents the current view of Microsoft Corporation as of the date of this presentation. Because Microsoft must respond to changing market conditions, it should not be interpreted to be a commitment on the part of Microsoft, and Microsoft cannot guarantee the accuracy of any information provided after the date of this presentation.

MICROSOFT MAKES NO WARRANTIES, EXPRESS, IMPLIED, OR STATUTORY, AS TO THE INFORMATION IN THIS PRESENTATION.